

E22 and EM22 Series, Illuminated Selector Switch Components

Illuminated Selector Switches

45° Throw Illuminated Lever and Knob Operated Selector Switches — Plastic

Note: Will accept a maximum of 2 contact blocks (4 circuits) with supplied 3-way mounting adapter. Optional 5-way adapter will accept a maximum of 4 contact blocks (8 circuits).

Table 47-69. 45° Throw Illuminated Lever and Knob Operated Selector Switches — UL (NEMA) Type 3, 3R, 4, 4X, 12, 13

		Operating Mode M = Maintained S = Momentary			Cam Code	E22 Series — Plastic Operators			
		Left 	Center 	Right 		Black Bezel		Chrome Bezel	
						Catalog Number ①	Price U.S. \$	Catalog Number ①	Price U.S. \$
Black Bezel 	Chrome Bezel 	2-Position — 45° Throw — Red Lever							
		—	M	M	2	<u>E22WBF2</u> <u>E22WB52</u>		<u>E22WF2</u> <u>E22W52</u>	
Black Bezel 	Chrome Bezel 	—	M	S	2	<u>E22WBE2</u> <u>E22WB62</u>		<u>E22WE2</u> <u>E22W62</u>	
		M	—	S	2				
Black Bezel 	Chrome Bezel 	3-Position — 45° Throw — Red Lever							
		M	M	M	1	<u>E22WBG2</u>		<u>E22WG2</u>	
Black Bezel 	Chrome Bezel 	M	M	M	2	<u>E22WBH2</u>		<u>E22WH2</u>	
		S	M	M	1	<u>E22WBJ2</u>		<u>E22WJ2</u>	
Black Bezel 	Chrome Bezel 	S	M	M	2	<u>E22WBK2</u>		<u>E22WK2</u>	
		S	M	S	1	<u>E22WBL2</u>		<u>E22WL2</u>	
Black Bezel 	Chrome Bezel 	S	M	S	2	<u>E22WBM2</u>		<u>E22WM2</u>	
		M	M	S	1	<u>E22WBN2</u>		<u>E22WN2</u>	
Black Bezel 	Chrome Bezel 	M	M	S	2	<u>E22WBP2</u>		<u>E22WP2</u>	
		M	M	S	2				
Black Bezel 	Chrome Bezel 	2-Position — 45° Throw — Red Knob							
		—	M	M	2	<u>E22SBF2</u>		<u>E22SF2</u>	
Black Bezel 	Chrome Bezel 	M	—	M	2	<u>E22SB52</u>		<u>E22S52</u>	
		—	M	S	2	<u>E22SBE2</u>		<u>E22SE2</u>	
Black Bezel 	Chrome Bezel 	M	—	S	2	<u>E22SB62</u>		<u>E22S62</u>	
		M	—	S	2				
Black Bezel 	Chrome Bezel 	3-Position — 45° Throw — Red Knob							
		M	M	M	1	<u>E22SBG2</u>		<u>E22SG2</u>	
Black Bezel 	Chrome Bezel 	M	M	M	2	<u>E22SBH2</u>		<u>E22SH2</u>	
		S	M	M	1	<u>E22SBJ2</u>		<u>E22SJ2</u>	
Black Bezel 	Chrome Bezel 	S	M	M	2	<u>E22SBK2</u>		<u>E22SK2</u>	
		S	M	S	1	<u>E22SBL2</u>		<u>E22SL2</u>	
Black Bezel 	Chrome Bezel 	S	M	S	2	<u>E22SBM2</u>		<u>E22SM2</u>	
		M	M	S	1	<u>E22SBN2</u>		<u>E22SN2</u>	
Black Bezel 	Chrome Bezel 	M	M	S	2	<u>E22SBP2</u>		<u>E22SP2</u>	
		M	M	S	2				

① Listed selector switches are supplied as standard with Red levers or knobs. To select an alternate color, change the last digit (underlined) in the listed Catalog Number using Code Number from following table. Example: E22WF3 — Two-Position Selector Switch with Green Lever.

Color	Code	Color	Code	Color	Code	Color	Code	Color	Code	Color	Code	Color	Code
Red	2	Green	3	Yellow	4	White	5	Blue	6	Amber	9	Clear	0

Note: For Rear of Panel Extensions, see Table 47-128 on Page 47-94.

Ordering Example — A complete Illuminated Selector Switch consists of the following:

	Operator See Above		Legend Plate See Page 47-86		Mounting Adapter (Supplied with Operator). For 5-Way Adapter, See Page 47-77		Light Unit with Tall Incandescent Bulb/LED See Pages 47-70 – 47-71		Contact Blocks See Page 47-69
--	------------------------------	--	---------------------------------------	--	--	--	--	--	---
















Dimensions Page 47-89
 Accessories Pages 47-74 – 47-78
 Suffix Codes Page 47-98
 Discount Symbol 1CD1

Illuminated Selector Switches (Continued)

60° Throw Illuminated Lever and Knob Operated Selector Switches

Note: Will accept a maximum of 2 contact blocks (4 circuits) with standard mounting adapter supplied. Optional 5-way adapter will accept a maximum of 4 contact blocks (8 circuits).

Table 47-70. 60° Throw Illuminated Lever and Knob Operated Selector Switches — UL (NEMA) Type 3, 3R, 4, 4X, 12, 13

	Operating Mode M = Maintained S = Momentary			Cam Code	E22 Series — Plastic Operators				E2M2 Series — Metal Operators			
	Left 	Center 	Right 		Black Bezel		Chrome Bezel		Chrome Bezel			
					Catalog Number ①	Price U.S. \$	Catalog Number ①	Price U.S. \$	Catalog Number ①	Price U.S. \$		
2-Position — 60° Throw — Red Lever												
			—	M	M	2	<u>E22WBF62</u>		<u>E22WF62</u>		<u>EM22WF62</u>	
			M	—	M	2	<u>E22WB562</u>		<u>E22W562</u>		<u>EM22W562</u>	
			—	M	S	2	<u>E22WBE62</u>		<u>E22WE62</u>		<u>EM22WE62</u>	
			M	—	S	2	<u>E22WB662</u>		<u>E22W662</u>		<u>EM22W662</u>	
3-Position — 60° Throw — Red Lever												
			M	M	M	1	<u>E22WBG62</u>		<u>E22WG62</u>		<u>EM22WG62</u>	
			M	M	M	2	<u>E22WBH62</u>		<u>E22WH62</u>		<u>EM22WH62</u>	
			S	M	M	1	<u>E22WBJ62</u>		<u>E22WJ62</u>		<u>EM22WJ62</u>	
			S	M	M	2	<u>E22WBK62</u>		<u>E22WK62</u>		<u>EM22WK62</u>	
			S	M	S	1	<u>E22WBL62</u>		<u>E22WL62</u>		<u>EM22WL62</u>	
			S	M	S	2	<u>E22WBM62</u>		<u>E22WM62</u>		<u>EM22WM62</u>	
			M	M	S	1	<u>E22WBN62</u>		<u>E22WN62</u>		<u>EM22WN62</u>	
			M	M	S	2	<u>E22WBP62</u>		<u>E22WP62</u>		<u>EM22WP62</u>	
2-Position — 60° Throw — Red Knob												
			—	M	M	2	<u>E22SBF62</u>		<u>E22SF62</u>		<u>EM22SF62</u>	
			M	—	M	2	<u>E22SB562</u>		<u>E22S562</u>		<u>EM22S562</u>	
			—	M	S	2	<u>E22SBE62</u>		<u>E22SE62</u>		<u>EM22SE62</u>	
			M	—	S	2	<u>E22SB662</u>		<u>E22S662</u>		<u>EM22S662</u>	
3-Position — 60° Throw — Red Knob												
			M	M	M	1	<u>E22SBG62</u>		<u>E22SG62</u>		<u>EM22SG62</u>	
			M	M	M	2	<u>E22SBH62</u>		<u>E22SH62</u>		<u>EM22SH62</u>	
			S	M	M	1	<u>E22SBJ62</u>		<u>E22SJ62</u>		<u>EM22SJ62</u>	
			S	M	M	2	<u>E22SBK62</u>		<u>E22SK62</u>		<u>EM22SK62</u>	
			S	M	S	1	<u>E22SBL62</u>		<u>E22SL62</u>		<u>EM22SL62</u>	
			S	M	S	2	<u>E22SBM62</u>		<u>E22SM62</u>		<u>EM22SM62</u>	
			M	M	S	1	<u>E22SBN62</u>		<u>E22SN62</u>		<u>EM22SN62</u>	
			M	M	S	2	<u>E22SBP62</u>		<u>E22SP62</u>		<u>EM22SP62</u>	

① Listed selector switches are supplied as standard with Red levers or knobs. To select an alternate color, change the last digit (underlined) in the listed Catalog Number using Code Number from following table. Example: E22WF63 — Two-Position Selector Switch with Green Lever.

Color	Code	Color	Code	Color	Code	Color	Code	Color	Code	Color	Code	Color	Code
Red	2	Green	3	Yellow	4	White	5	Blue	6	Amber	9	Clear	0

Note: For Rear of Panel Extensions, see **Table 47-128** on **Page 47-94**.

Ordering Example — A complete Illuminated Selector Switch consists of the following:



Operator
See Above



Legend Plate
See Page 47-86



Mounting Adapter
(Supplied with Operator). For 5-Way Adapter, See Page 47-77



Light Unit with Tall Incandescent Bulb/LED
See Pages 47-70 – 47-71



Contact Blocks
See Page 47-69

Dimensions	Page 47-89
Accessories	Pages 47-74 – 47-78
Suffix Codes	Page 47-98
Discount Symbol	1CD1